

Investing in Sweden: Private Equity Activity 2022

Statistics on Fundraising, Investments and Divestments

SVCA

Swedish Private Equity &
Venture Capital Association

Fundraising

Fundraising statistics explained

The monitored funds are direct private equity funds that primarily focus on investments in Europe.

The funds raised are recorded in the country where the advisory team raises/manages the fund.

The funds raised are the incremental amount of capital raised during the year.

The following funds are included in the statistics: private equity funds making direct private equity investments, mezzanine private equity funds, co-investment funds, and rescue/turnaround funds.

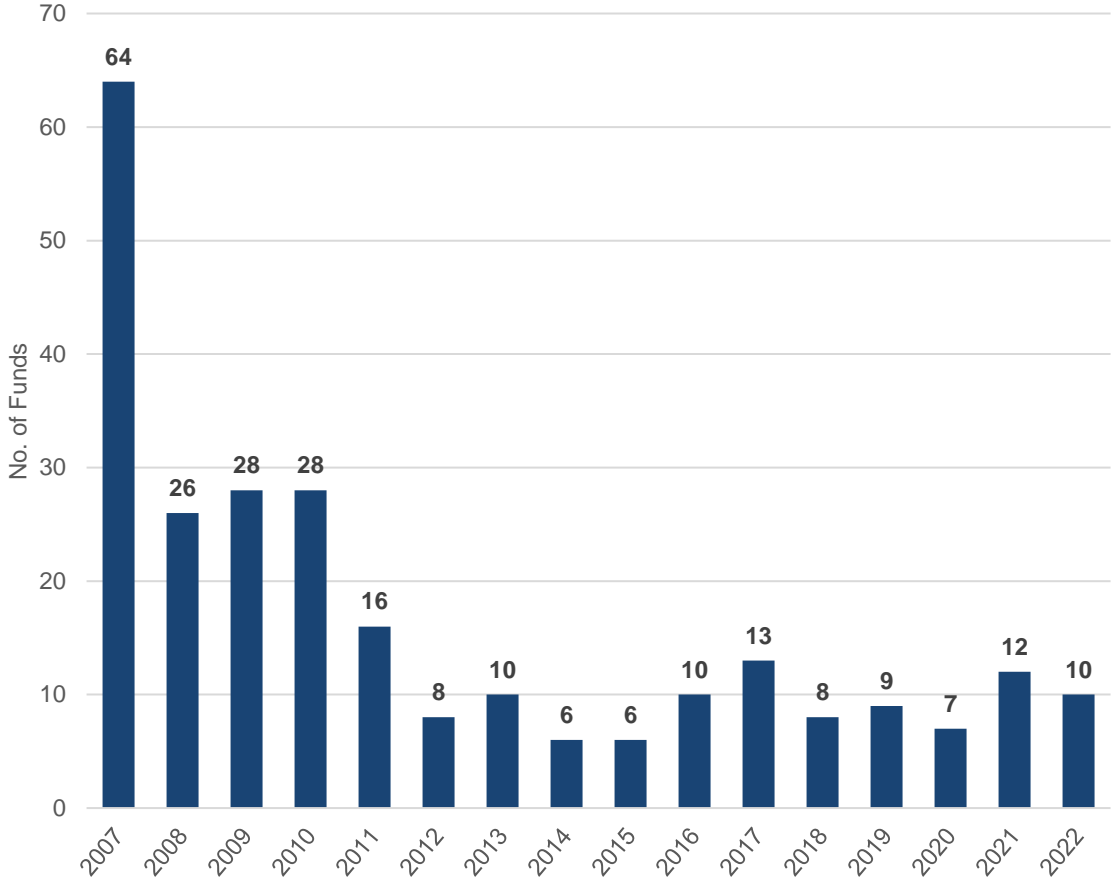
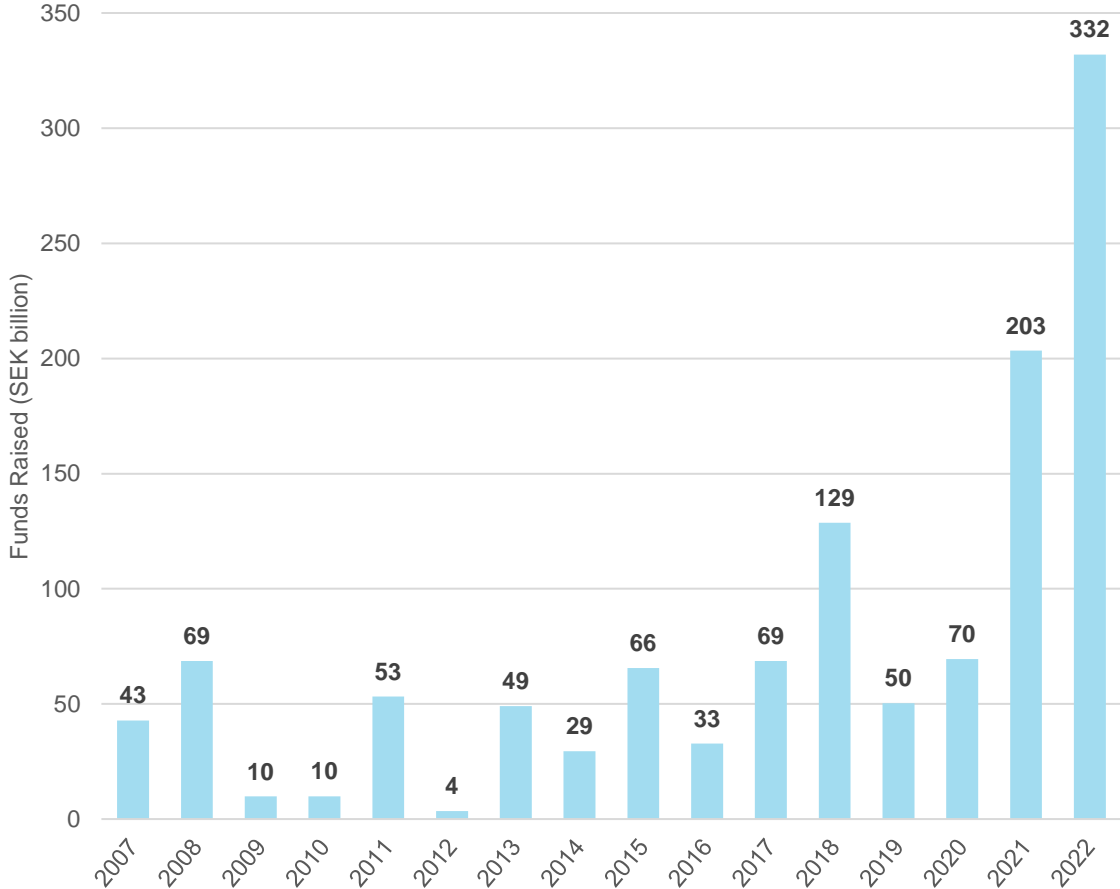
The following funds are excluded from the statistics: infrastructure funds, real estate funds, distressed debt funds, primary funds of funds, and secondary funds of funds.

Fundraising Summary

- SEK 332 billion was raised by funds with advisory teams in Sweden during 2022. An increase of 63% compared to 2021 and the largest fundraising to date.
- Total fundraising since 2007 amounts to SEK 1.2 trillion.
- Institutional investors are the largest investors in the funds: pension funds (33%), asset managers (20%) and sovereign wealth funds (16%).
- 87.8% of the funds raised originate from investors outside of Sweden:
 - The Nordics (7.6%), UK and Ireland (7%), and the DACH region (7.1%) are the largest sources of European funds.
 - North America (27.8%) is the largest source of non-European funds, followed by Australia and Asia (24.4%).

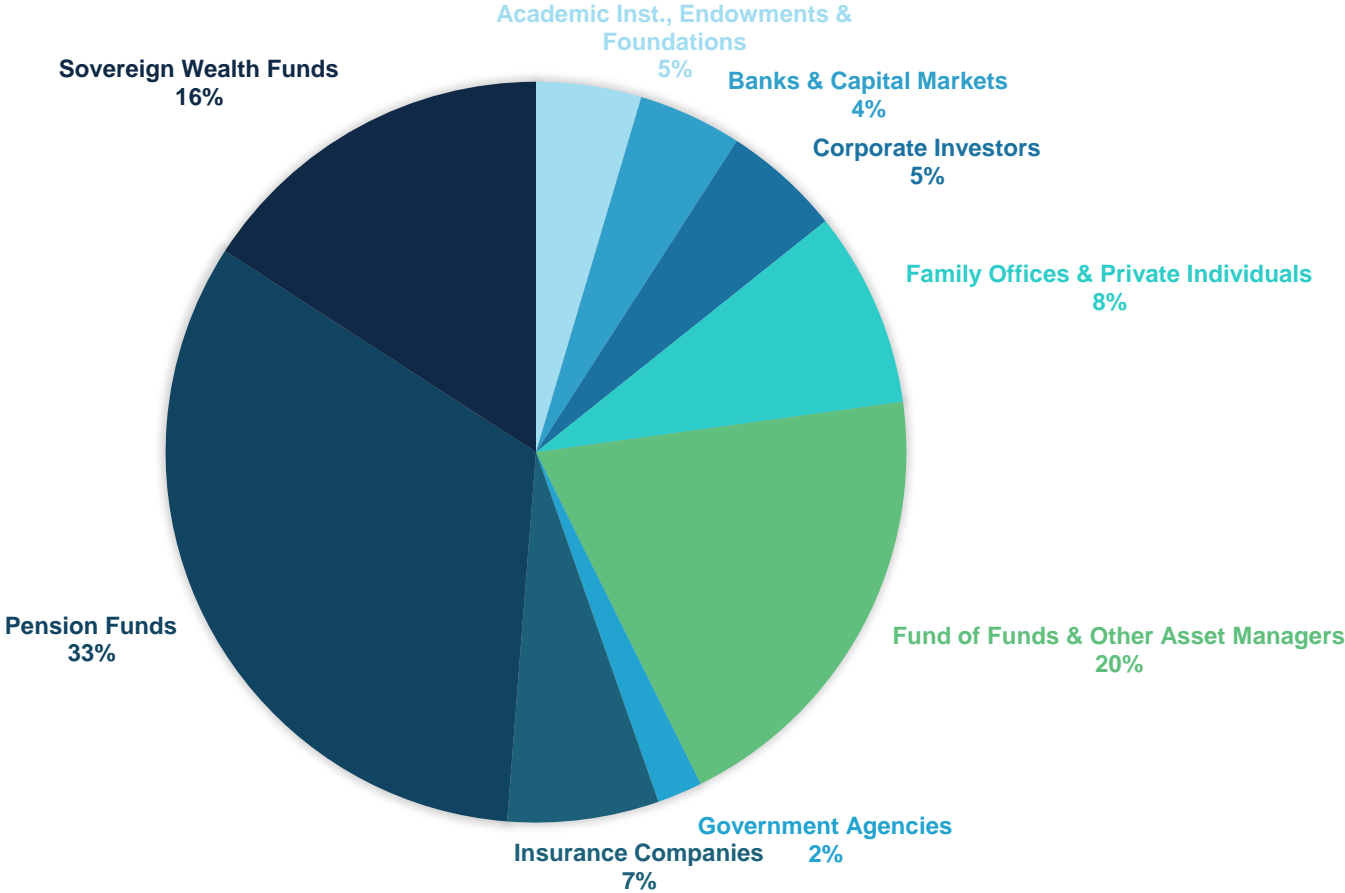
All Private Equity Fundraising

Funds raised by year 2007-2022



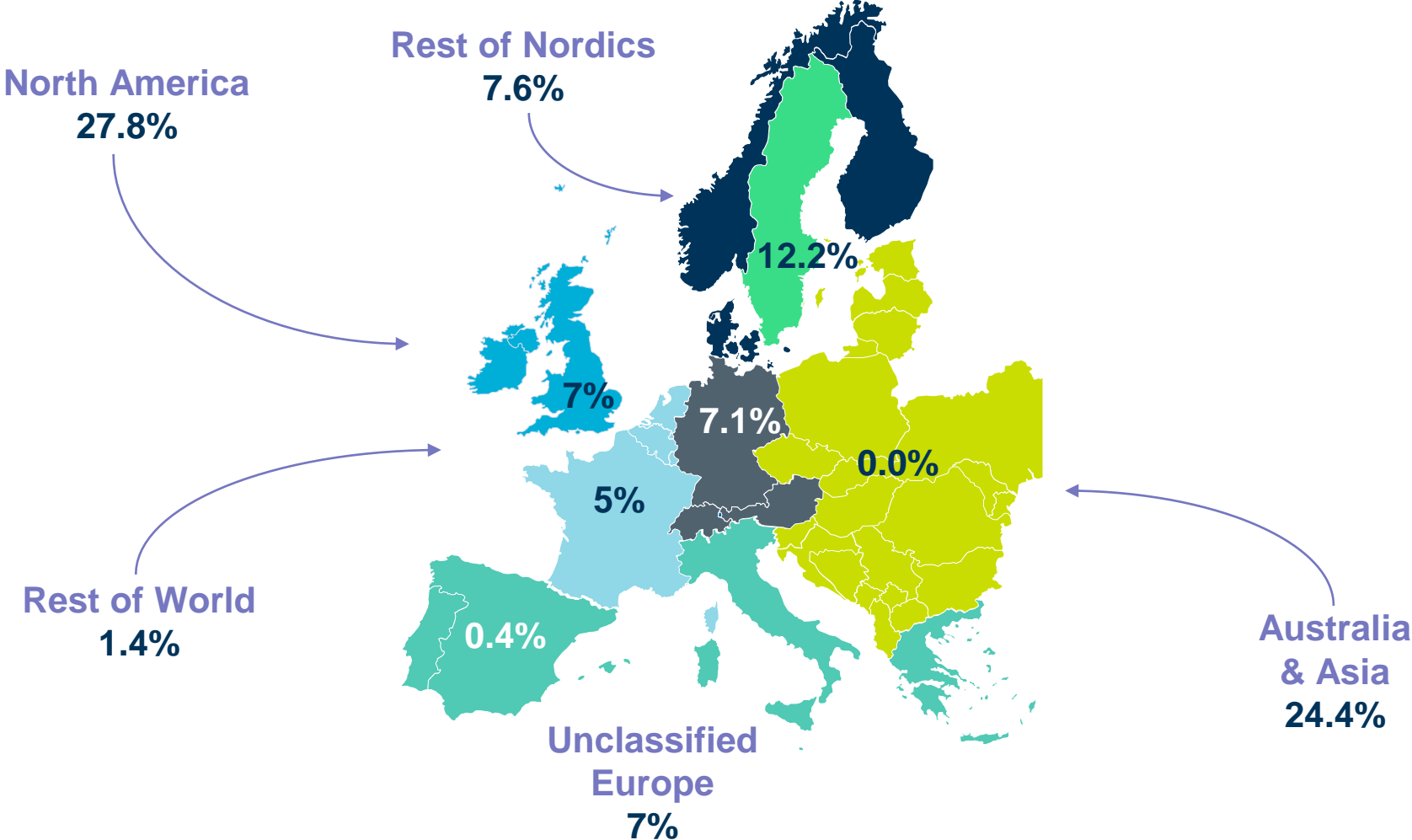
All Private Equity Fundraising

Funds raised by investor type 2007-2022



All Private Equity Fundraising

Funds raised by geography 2007-2022



Investments

Investments statistics explained

Market statistics are an aggregation of figures according to the location of the portfolio company. At the Swedish level, this relates to investments in Swedish companies irrespective of the location of the private equity firm.

Equity value: the amount of capital invested when acquiring shares in an enterprise. The equity value includes equity, quasi-equity, mezzanine, unsecured debt and secured debt provided by the private equity firm.

Funds included in the statistics: private equity funds making direct private equity investments, mezzanine private equity funds, co-investment funds, and rescue/turnaround funds.

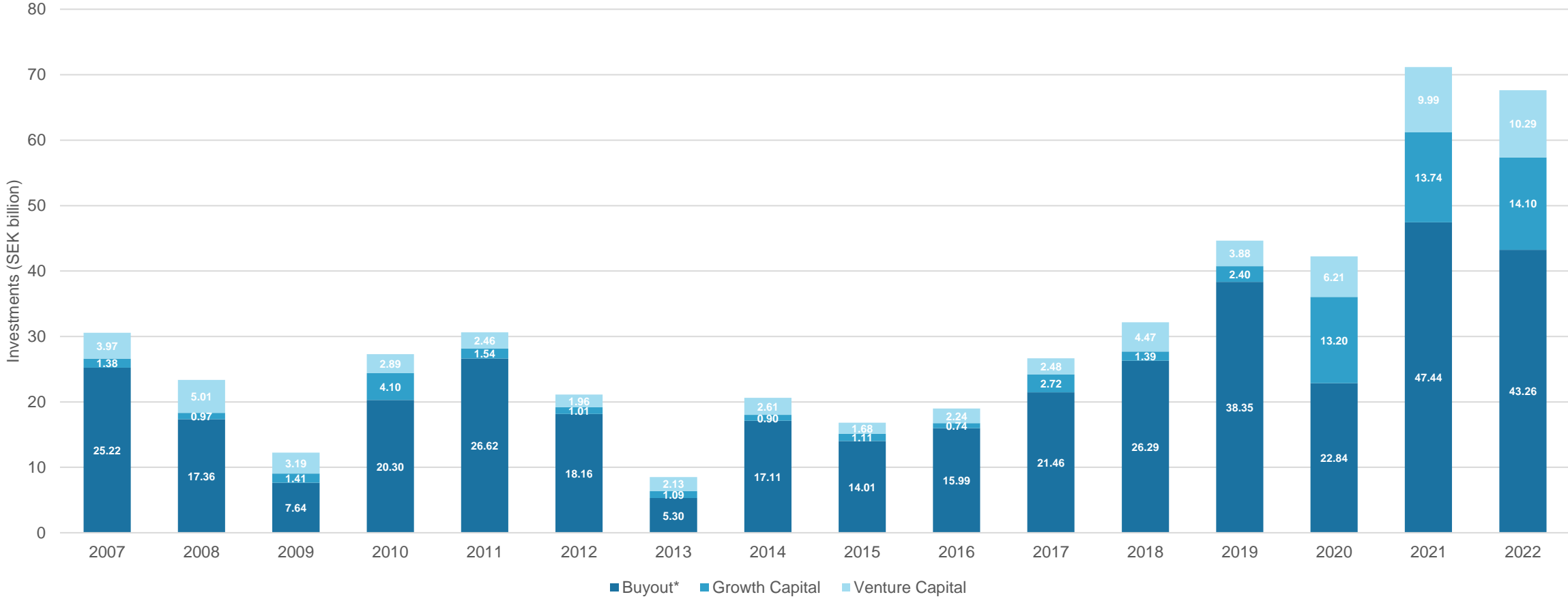
The following funds are excluded from the statistics: infrastructure funds, real estate funds, distressed debt funds, primary funds of funds, and secondary funds of funds.

Investments Summary

- The total equity value invested by private equity amounted to SEK 67.64 billion, a 5% decrease from 2021. However, venture and growth capital saw record high investment amounts.
- The number of companies backed by private equity slightly decreased to 461 (-1.5% from 2021).
- Venture capital investments slightly increased 3% year-on-year to SEK 10.28 billion, 341 companies received venture capital funding in 2022. Investments into *Energy & Environment* was the highest to date with a 189% increase compared to the 2007-2022 average.
- Growth capital investments slightly increased 2.6% year-on-year to SEK 14.1 billion, 60 companies received growth capital funding in 2022. The *Transportation* and *Energy & Environment* sectors both saw the largest investments to date, with substantial increases of 1,089% and 476% respectively, compared to the 2007-2022 average.
- Buyout investments decreased 8.9% year-on-year to SEK 43.19 billion, 64 companies received buyout funding in 2022. The *ICT* sector saw the largest investment to date with a 368% increase compared to the 2007-2022 average.
- *Business Products & Services*, *ICT* and *Consumer Goods & Services* attracted the most buyout investments.
- *ICT*, *Biotech and Healthcare* and *Consumer Goods & Services* attracted the most venture and growth capital investments.
- Comparing investments to GDP, Sweden had the second highest amount of private equity investments in Europe.

All Private Equity Investments

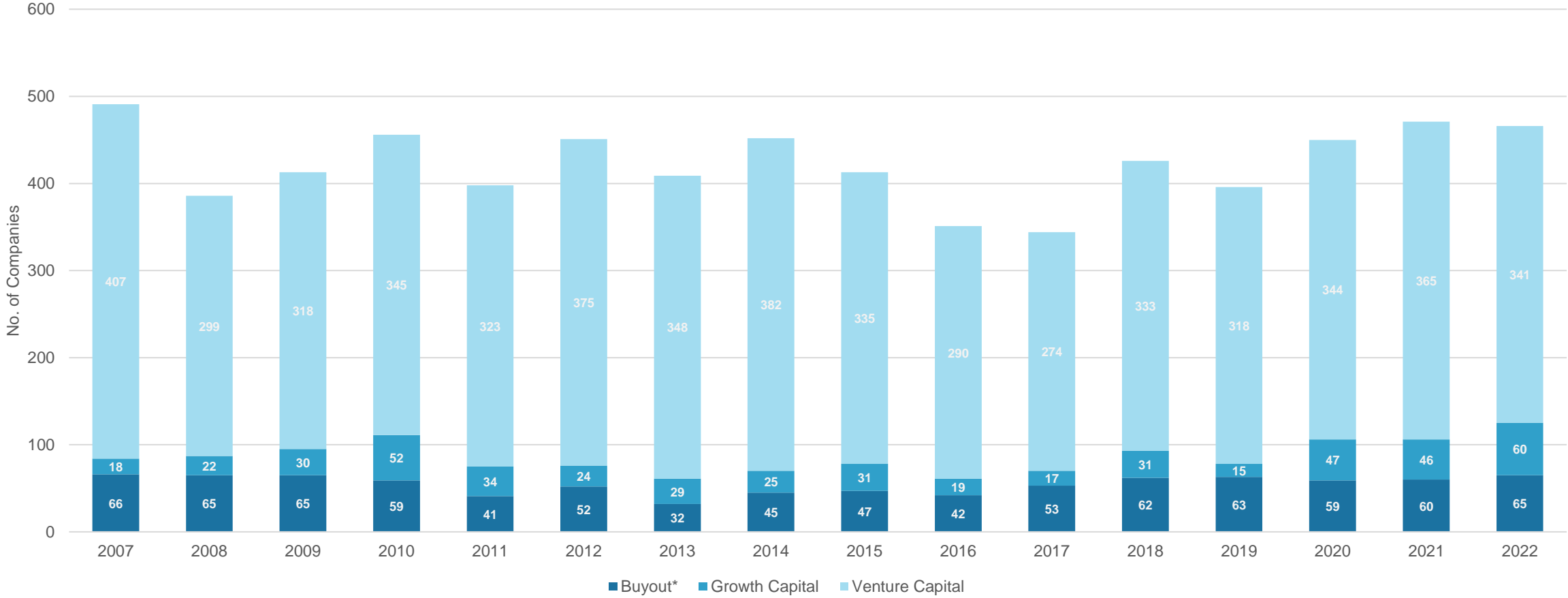
Amount by stage of investment 2007-2022



*Buyout includes Rescue/Turnaround & Replacement Capital

All Private Equity Investments

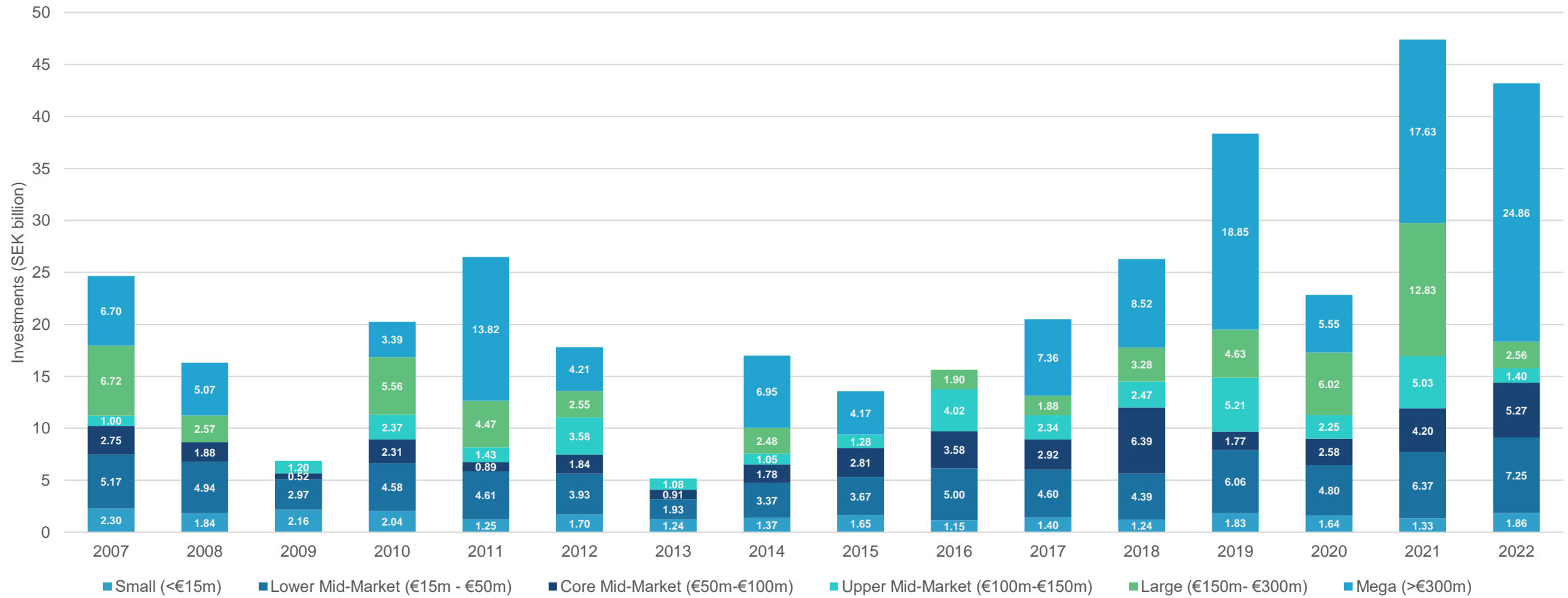
Number of companies 2007-2022



*Buyout includes Rescue/Turnaround & Replacement Capital

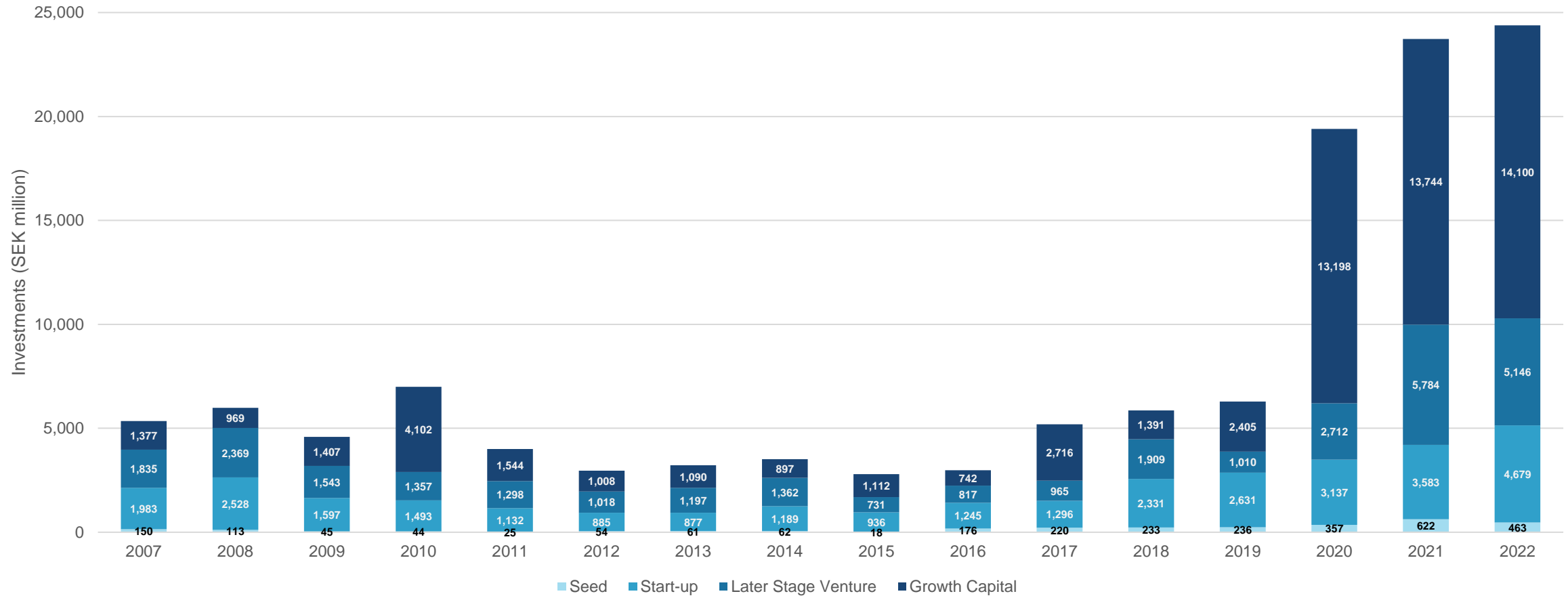
Buyout Investments

Investments by equity bracket 2007-2022



Venture & Growth Capital Investments

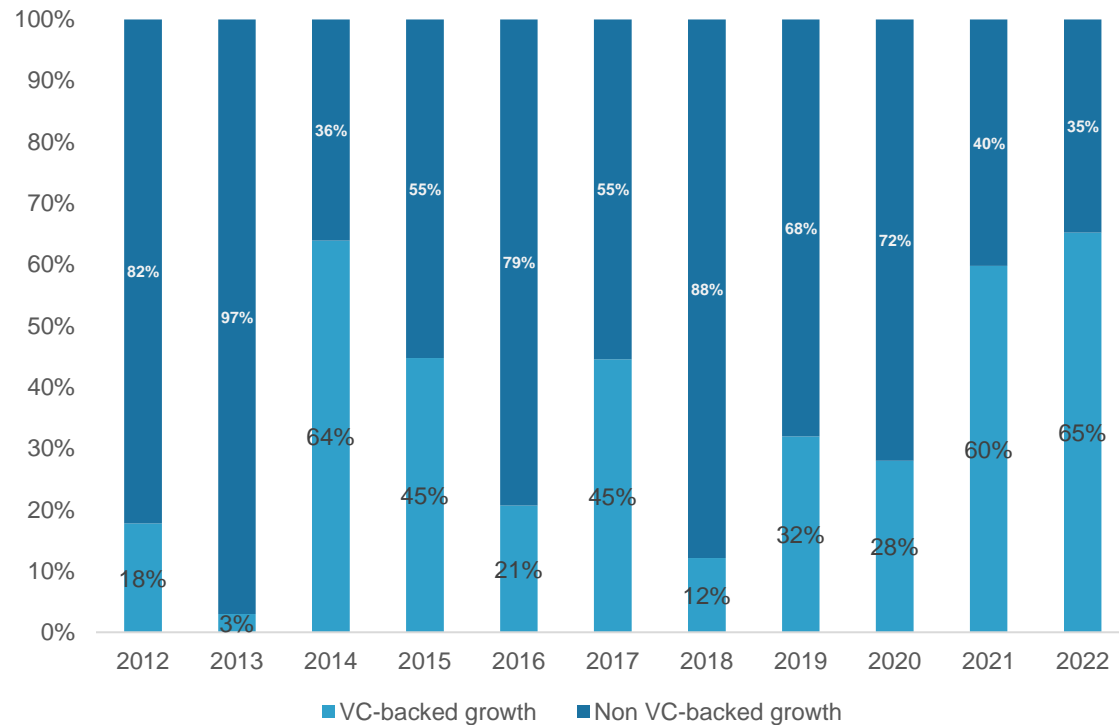
Investments by stage 2007-2022



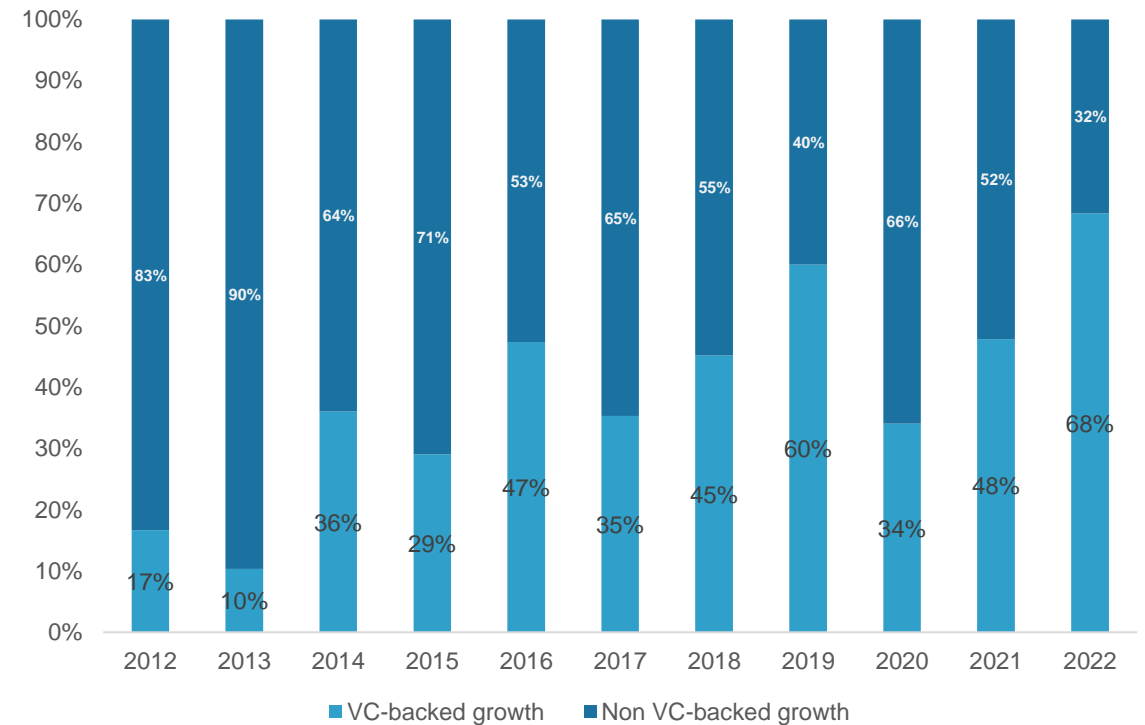
Growth Capital Investments

Type of backing 2021-2022

Growth capital invested (%)



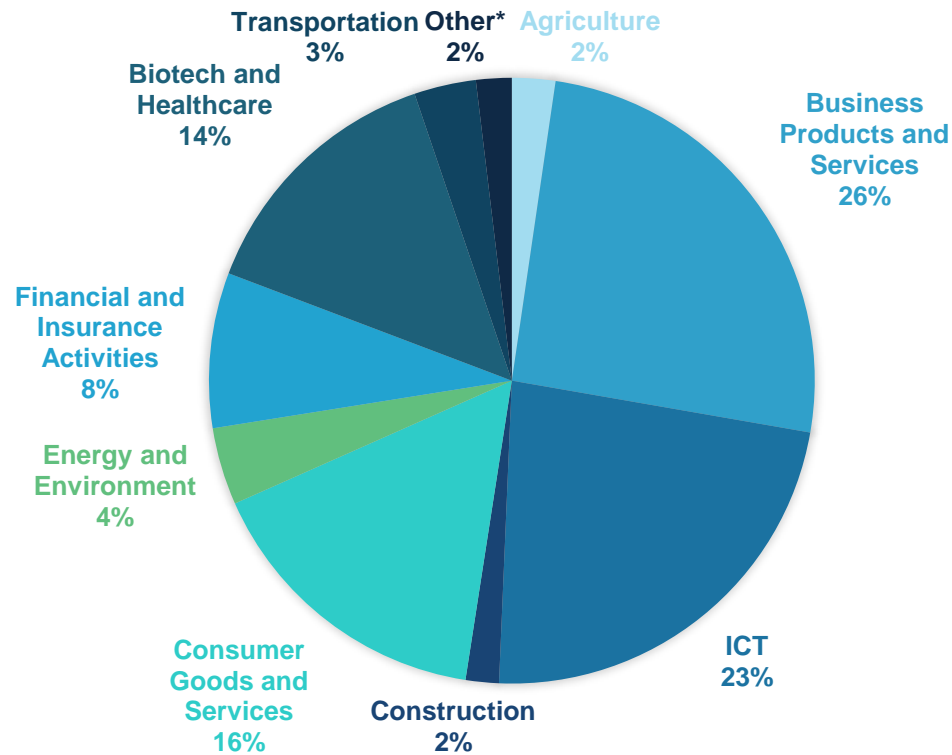
No. of companies (%)



Buyout, Venture & Growth Capital Investments

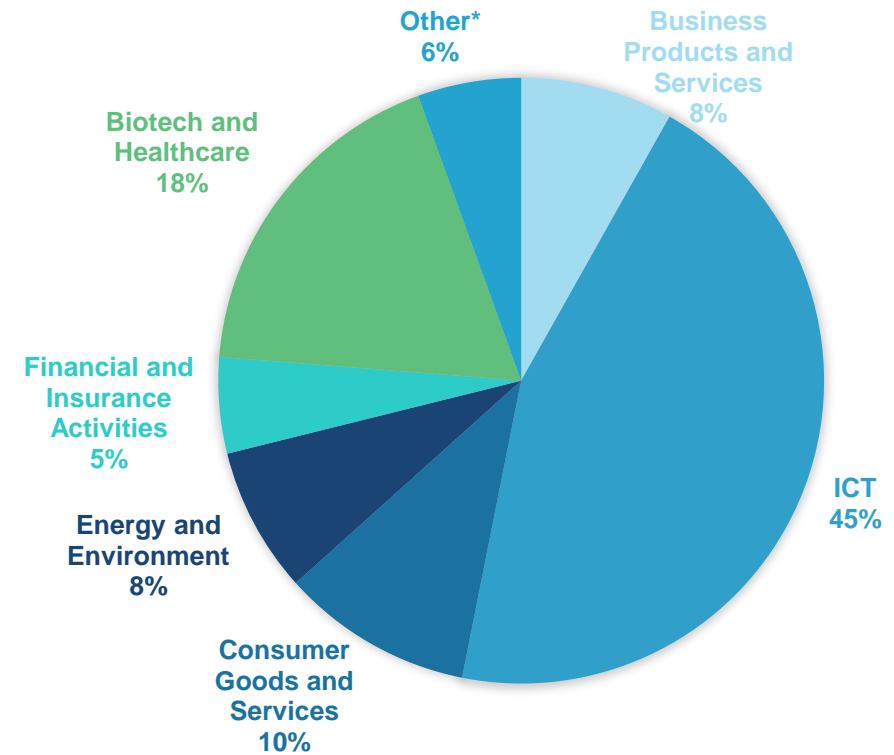
Investments by sector 2007-2022

Buyout investments by sector



*Other also includes Chemicals and materials, Real estate

Venture & Growth capital investments by sector

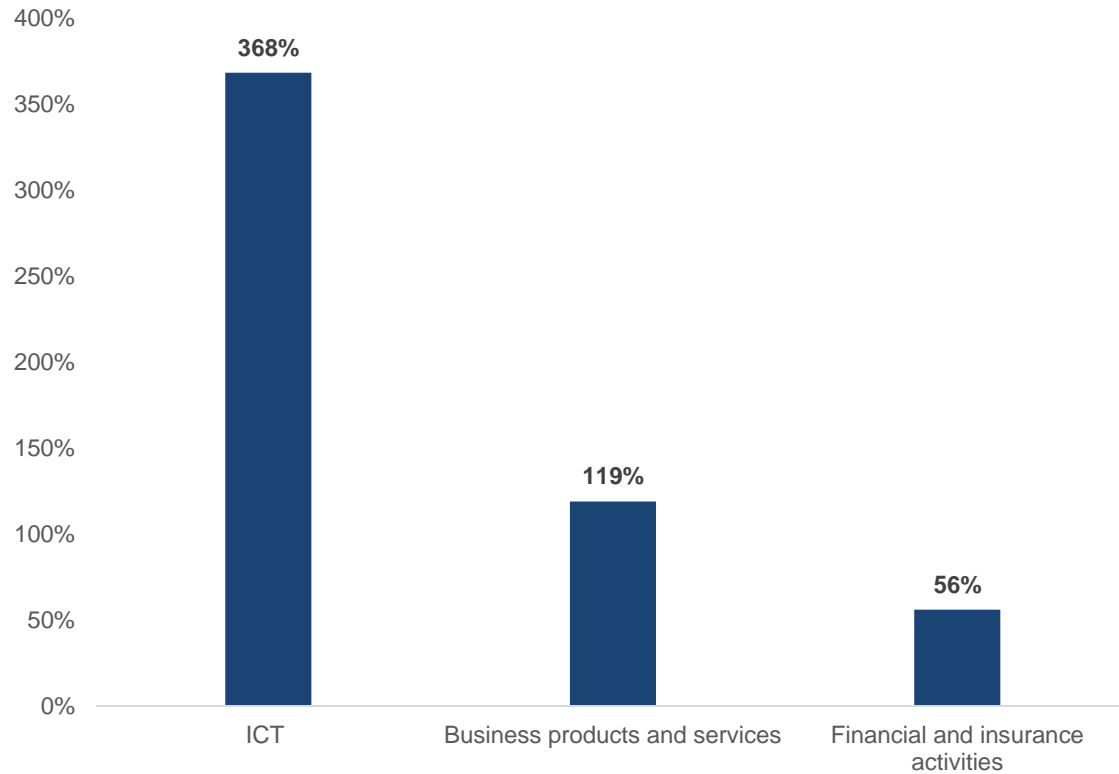


*Other also includes Agriculture, Chemicals and materials, Construction, Real estate, Transportation

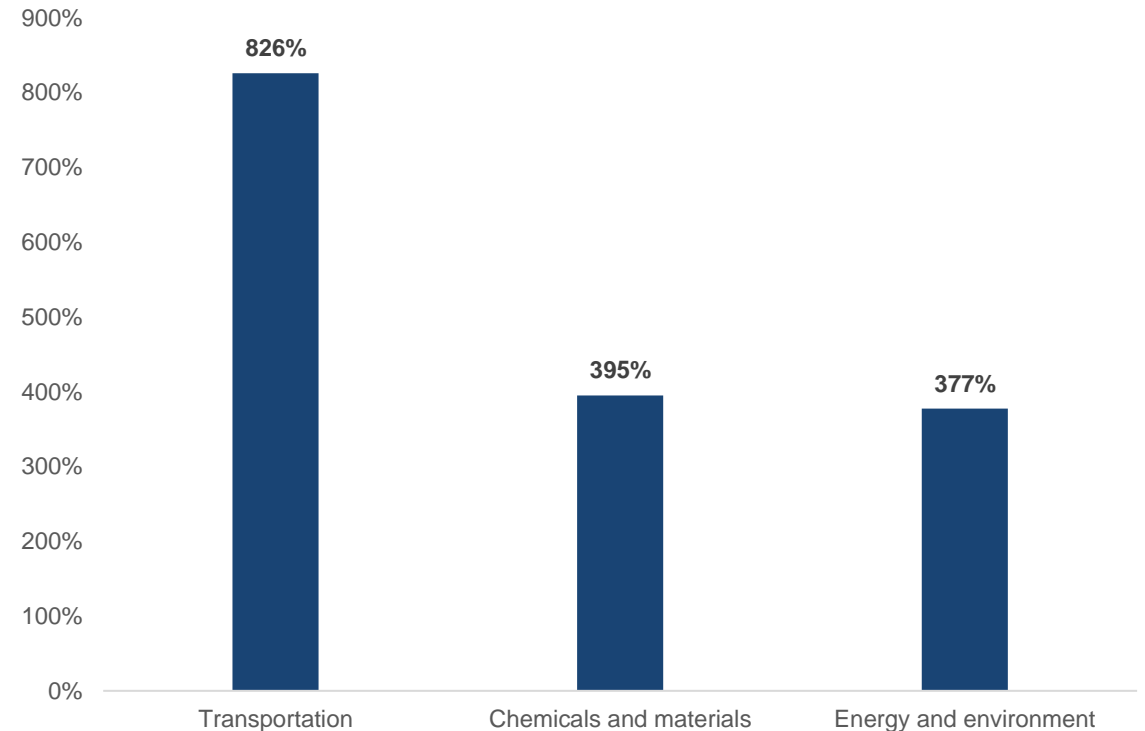
Buyout, Venture & Growth Capital Investments

Investments by sector highlights 2007-2022

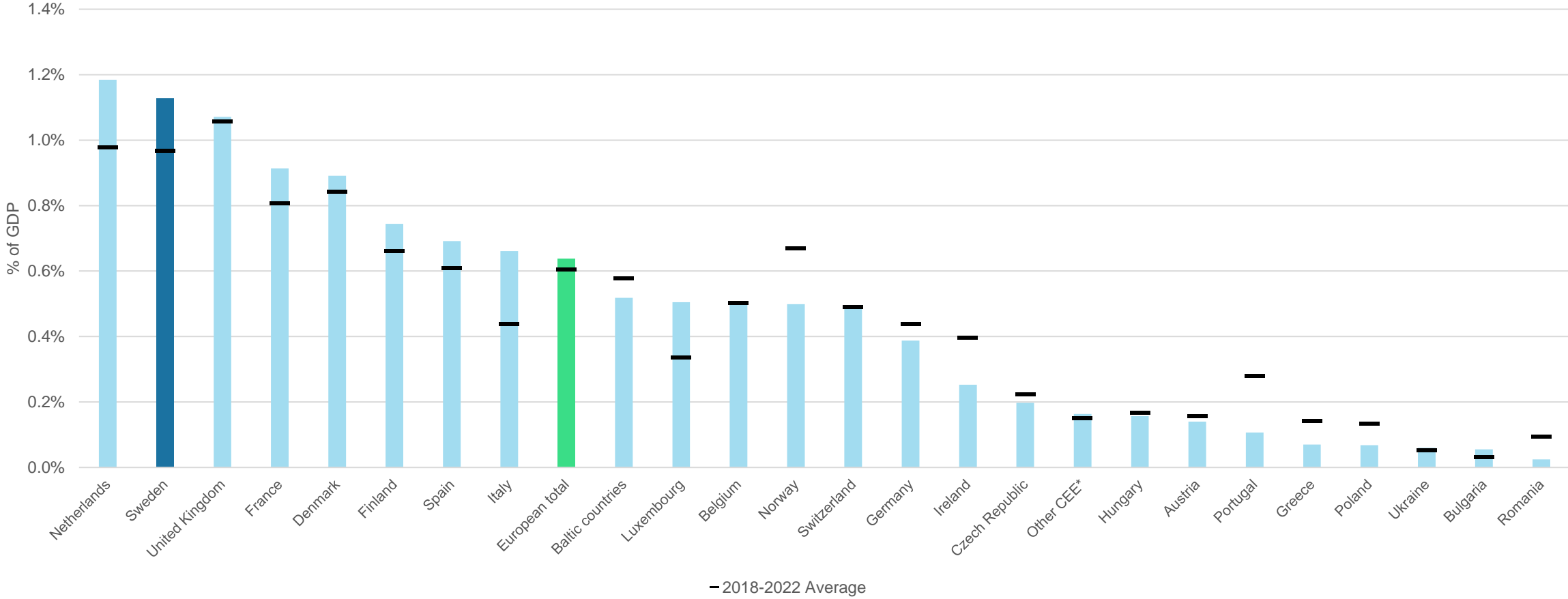
Buyout Amount Invested 2022 vs 2007-2022
Average (%)



VC & GC Amount Invested 2022 vs 2007-2022
Average (%)



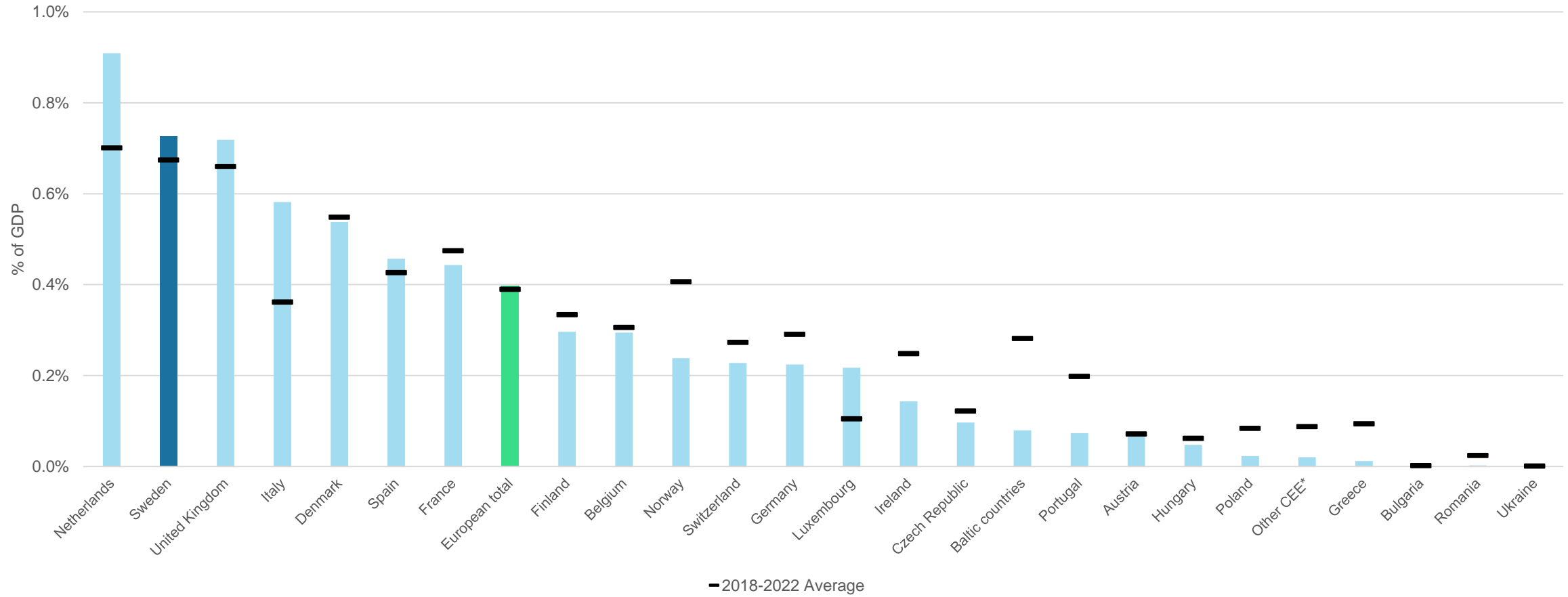
All Private Equity Investments as % of GDP 2022



*Other CEE consists of Ex-Yugoslavia and Slovakia

Buyout

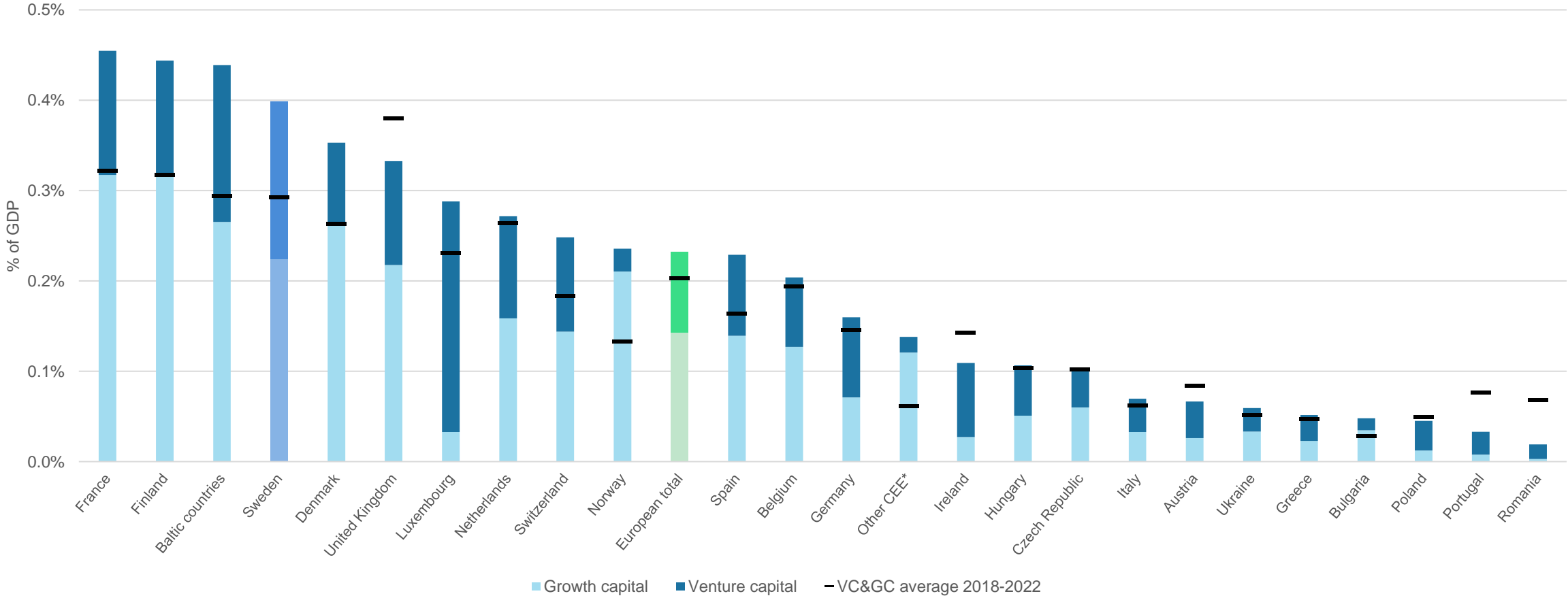
Investments as % of GDP 2022



*Other CEE consists of Ex-Yugoslavia and Slovakia

Venture & Growth Capital

Investments as % of GDP 2022



*Other CEE consists of Ex-Yugoslavia and Slovakia

Divestments

Divestments statistics explained

Market statistics are an aggregation of figures according to the location of the portfolio company. At the European level, this relates to divestments of European companies irrespective of the location of the private equity firm.

The following funds are included in the statistics: private equity funds making direct private equity investments, mezzanine private equity funds, co-investment funds, and rescue/turnaround funds.

The following funds are excluded from the statistics: infrastructure funds, real estate funds, distressed debt funds, primary funds of funds, and secondary funds of funds.

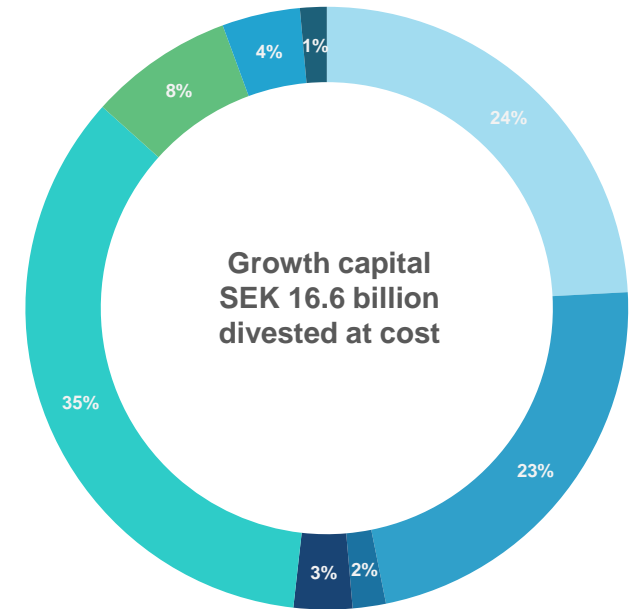
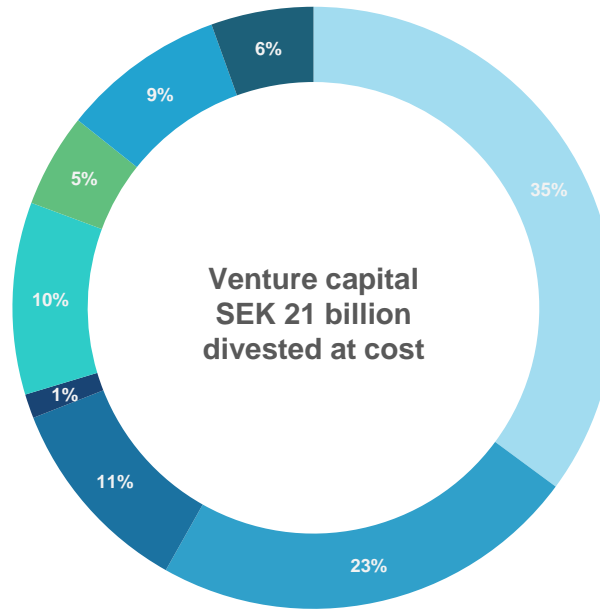
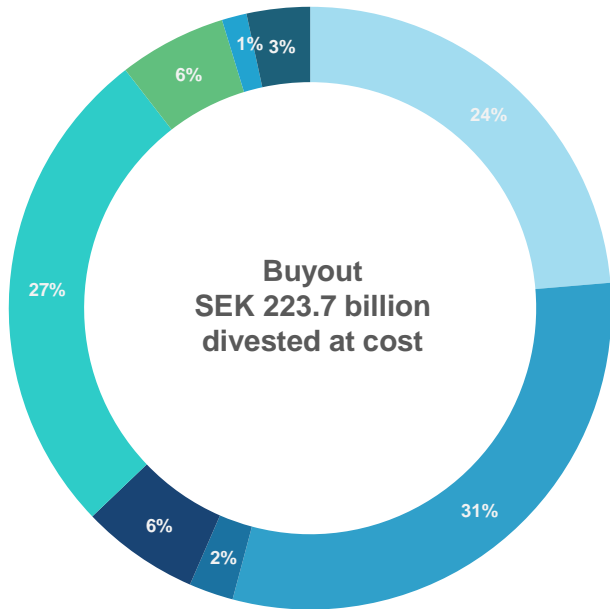
Divestments Summary

- For buyouts between 2007-2022, the main exit routes by value were public offerings (31%), sales to other private equity firms (27%), and trade sales (24%).
- For venture capital between 2007-2022, the main exit routes by value were trade sales (35%), public offerings (23%), and write-offs (11%).
- For growth capital between 2007-2022, the main exit routes by value were sales to other private equity firms (35%), trade sales (24%), and public offerings (23%).

- For buyouts between 2007-2022, the main exit routes by number of companies were trade sales (28%), sales to another private equity firm (22%), and public offerings (21%).
- For venture capital between 2007-2022, the main exit routes by number of companies were divestments by other means (24%), trade sales (22%), and management/owner buy-backs (14%).
- For growth capital between 2007-2022, the main exit routes by number of companies were trade sales (41%), management/owner buy-backs (13%) and sales to another private equity firm (12%).

Divestments by Exit Route

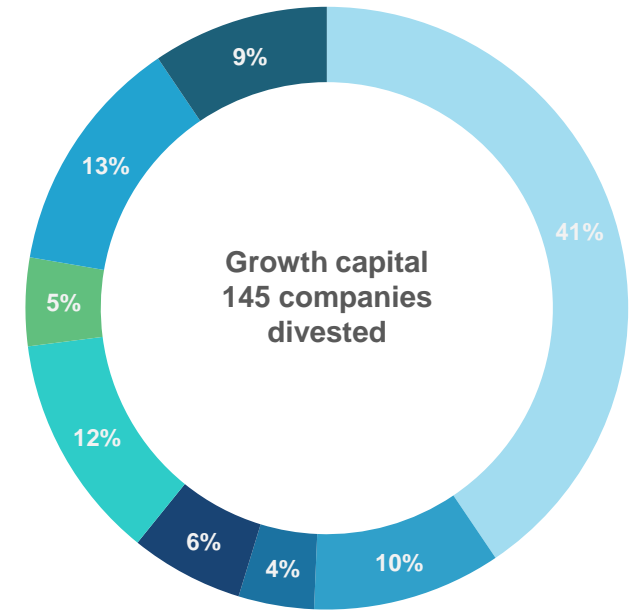
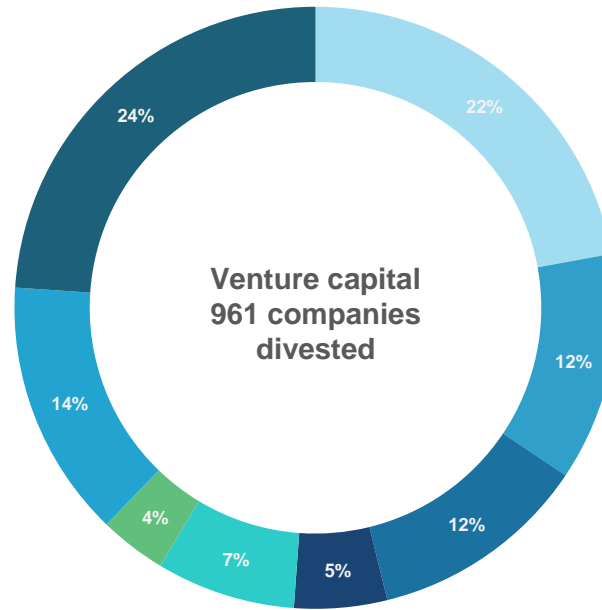
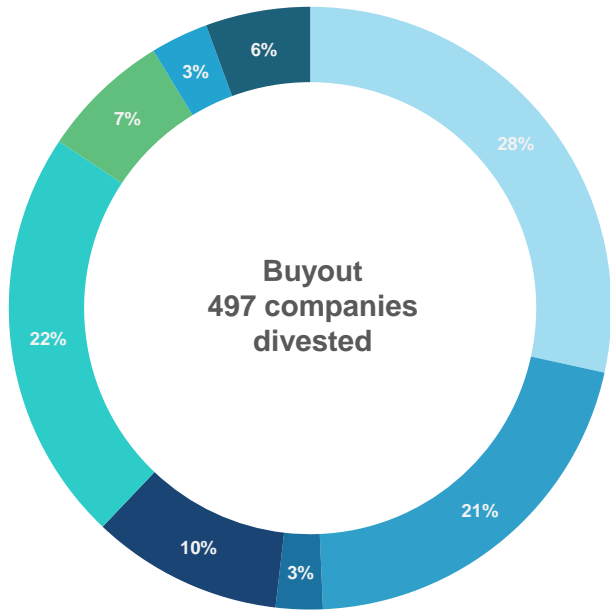
As % of total amount 2007-2022



- Sale to trade buyers
- Divestment by public offering
- Write off
- Repayment of preference shares/ loans or mezzanine
- Sale to another private equity firm
- Sale to financial institutions
- Management/Owner buy-back
- Divestment by other means

Divestments by Exit Route

As % of total number of companies 2007-2022



- Sale to trade buyers
- Divestment by public offering
- Write off
- Repayment of preference shares/ loans or mezzanine
- Sale to another private equity firm
- Sale to financial institutions
- Management/Owner buy-back
- Divestment by other means



Glossary

Fundraising Glossary

Types of investors

Corporate Investor: Corporations manufacturing products or delivering non-financial services.

Endowment: An investment fund established by a foundation, university or cultural institution providing capital donations for specific needs or to further a company's operating process. Endowments are generally structured so that the principal amount invested remains intact, (for perpetuity, for a defined period of time, or until sufficient assets have been accumulated to achieve a designated purpose).

Family Office: An entity that provides services to one or more affluent families, including investment management and other services, (accounting, tax, financial and legal advice etc.).

Foundations: A non-profit organization through which private wealth is distributed for the public good. It can either donate funds and support other organizations or provide the sole source of funding for their own charitable activities.

Fund of Funds: A private equity fund that primarily takes equity positions in other funds.

Government Agencies: Country, regional, governmental and European agencies or institutions for innovation and development.

Other Asset Manager: A financial institution (other than a bank, endowment, family office, foundation, insurance company or pension fund) managing a pool of capital by investing it across different asset classes with the purpose of generating financial returns. It may include private equity direct funds that occasionally make indirect investments but excludes fund of funds that are a standalone option.

Pension Funds: A pension fund that is regulated under private or public sector law.

Sovereign Wealth Funds: State-owned investment funds investing in foreign direct private equity funds to diversify their portfolio.

Investments Glossary

Venture Capital

- **Seed:** Funding provided before the investee company has started mass production/distribution with the aim to complete research, product definition or product design, also including market tests and creating prototypes. This funding will not be used to start mass production/distribution.
- **Start-up:** Funding provided to companies, once the product or service is fully developed, to start mass production/distribution and to cover initial marketing. Companies may be in the process of being set up or may have been in business for a shorter time but have not sold their product commercially yet. The destination of the capital would be mostly to cover capital expenditures and initial working capital.
- **Later-stage Financing:** Financing provided for an operating company, which may or may not be profitable. Late-stage venture tends to be financing into companies already backed by VCs, typically in C or D rounds.

Growth Capital

A type of private equity investment (often a minority investment) in relatively mature companies that are looking for primary capital to expand and improve operations or enter new markets to accelerate the growth of the business.

Within Growth, type of investment is further split into “*VC-backed growth*” & “*Non-VC-backed growth*”. The former refers to Growth investments made with either continued participation by at least one VC fund at the time of the investment round, or else full divestment by the involved VC fund(s) at the time of the Growth round. The latter refers to Growth investments where VC funds had either fully divested prior to the Growth round, or else had never backed the company in question before.

Buyout

Financing provided to acquire a company. It may use a significant amount of borrowed capital to meet the cost of acquisition. Typically, by purchasing majority or controlling stakes.

Rescue/Turnaround

Financing made available to an existing business, which has experienced financial distress, with a view to re-establishing prosperity.

Replacement Capital

Minority stake purchase from another private equity investment organization or from another shareholder or shareholders.

Divestments Glossary

Exit route

Management/Owner Buy-back: The buyer of the company is its management team.

Public Offering:

- First divestment following flotation (IPO): The sale or distribution of a private company's shares to the public for the first time by listing the company on the stock exchange.
- Sale of quoted equity post flotation: It includes sales of quoted shares only if connected to a former private equity investment, e.g., sale of quoted shares after a lock-up period.

Repayment of Preference Shares/Loans or Mezzanine: If the private equity firm provided loans or bought preference shares in the company at the time of investment, then their repayment according to the amortization schedule represents a decrease of the financial claim of the firm into the company, and hence a divestment.

Sale to Another Private Equity Firm: The buyer of the portfolio company is a private equity firm.

Sale to a Financial Institution: A financial institution is an entity that provides financial services for its clients:

- Depository institutions: deposit-taking institutions that accept and manage deposits and make loans, including banks, building societies, credit unions, trust companies, and mortgage loan companies.
- Contractual institutions: Insurance companies and pension funds.
- Investment institutes other than direct private equity firms.

Trade Sale: The sale of a company's shares to industrial investors.

Write-off: The value of the investment is eliminated, and the return to investors is zero or negative.

Note: Recapitalizations are not considered in the divestment statistics.

SVCA

Swedish Private Equity &
Venture Capital Association